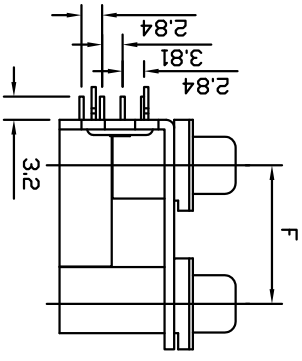
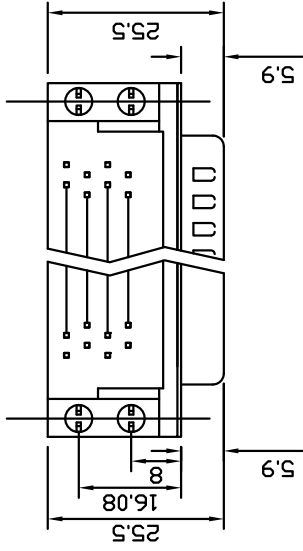
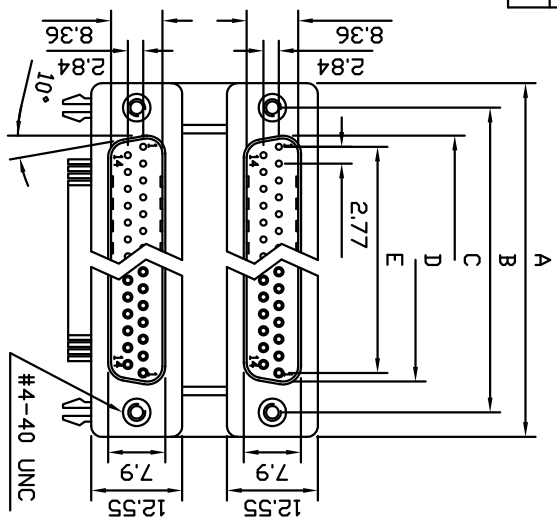


CUST. MODEL:	REF.
CUST. P/N	DWG FILE:

DESCRIPTION CONTROL			
REV.	DESC.	DATE	APP.


RoHS Compliance

Current Rating:
 3 Amps
 Voltage Rating:
 250V AC R.M.S.
 Insulator resistance:
 1000 Megohms Min.
 Dielectric withstanding:
 DC 1000V for 1 minute
 Contact resistance:
 30milliohms Megohms Max.
 Operating Temperature:
 -55 ~ +105 °C
 Contact Material:
 Brass
 Insulator Material:
 PBT(UL94V-0)



Dimension	Df	F"
<1>	15.88	
<2>	19.05	
<3>	22.86	

Positions	A	B	C	D	E
9	30.81	24.99	16.92	16.33	11.08
15	39.14	33.32	25.50	24.66	19.39
25	53.04	47.04	38.96	38.38	33.24
37	69.32	63.50	55.42	54.84	49.86

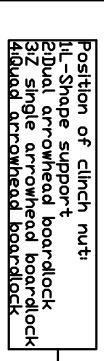


- Flange Mounting Option:
- 0: 3.05mm clear hole
 - 1: #4-40 threaded hole with #4-40 unc screwlock installed
 - 3: #4-40 threaded hole with #4-40 unc screwlock bulk-packed
 - 4: M3 threaded hole with M3 screwlock installed
 - 5: M3 threaded hole
 - 6: M2.6 threaded hole
 - 7: M2.6 threaded hole with M2.6 screwlock installed

UNLESS OTHERWISE SPECIFIED SURFACE FINISH ALL OVER TOLERANCES mm

DRAW: *Shuddy*
 DATE: 01/10/07

TITLE: D-Sub Conn. Dual Port Type
 MODEL CODE: DS007-XXXXXXX



Dimension:
 Lf=15.98mm
 Lf=19.05mm
 3lf=22.86mm

Contact:
 1: Gold flash and Tinned Tail
 2: 15µr Gold on contact
 3: 30µr Gold on contact
 4: Selective Gold (full Gold)

METRIC

.X = ±0.38
 .XX = ±0.25

CHECK: KEVIN
 APPROVE: *TWY*



誠州電子有限公司
 Sincere State Electronics Co., Ltd.

NO	DESCRIPTION	QTY
----	-------------	-----