

CUST. MODEL:	REF.
CUST. P/N	DWG FILE:

DESCRIPTION CONTROL			
REV.	DESC.	DATE	APP.

SPFCIFICATIONS

Current Rating:

1.0 Amp

Insulator Resistance:

1000 Megohms min.

Contact Resistance:

20 m ohms max.

Dielectric withstanding:

AC 500V/minute

Operating Temperature:

-40°C to +105°C

Contact Material:

Brass

Insulator Material:

High Temperature Thermoplastic

+Glass Fibre UL94V-0

Color: Black

Finish:

Gold, Tin or Duplex plated

Standard: Gold flash all over

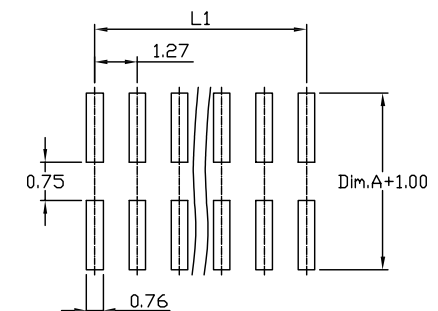
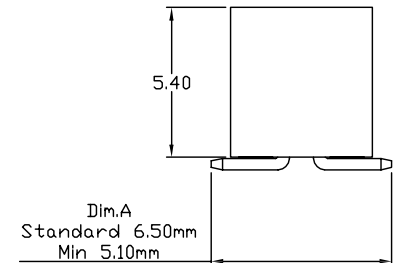
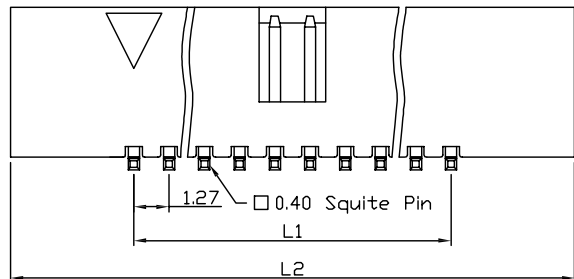
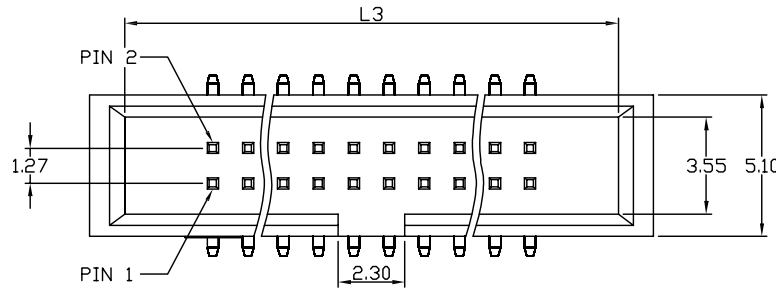
Duplex plating:

Gold plated on contact area

Tin on solder area

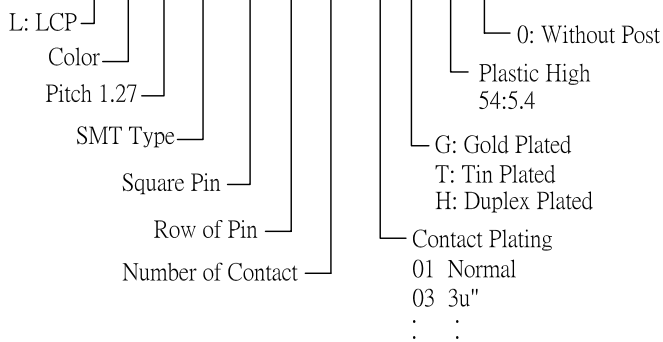
RoHS Compliance

Cir- cuits	Dimension (mm)		
	L1	L2	L3
2x3	2.54	10.11	8.56
2x5	5.08	12.65	11.10
2x6	6.35	13.92	12.37
2x7	7.62	15.19	13.64
2x8	8.89	16.46	14.91
2x10	11.43	19.00	17.45
2x12	13.97	21.54	19.99
2x13	15.24	22.81	21.26
2x14	16.51	24.08	22.53
2x15	17.78	25.33	23.80
2x17	20.32	27.89	26.34
2x20	24.13	31.70	30.15
2x22	26.67	34.24	32.69
2x25	30.48	38.05	36.50
2x30	36.83	44.40	42.85
2x32	39.37	46.94	45.39
2x34	41.91	49.48	47.93
2x40	49.53	57.10	55.55
2x50	62.23	69.80	68.25



RECOMMENDED P.C.B LAYOUT

BH L B-13 M XX 2 XX-01G-54 0



UNLESS OTHERWISE SPECIFIED SURFACE FINISH ALL OVER TOLERANCES mm

METRIC

.X = ±0.38

.XX = ±0.25

DRAW: CHUBBY

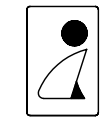
DATE: 01/10/07

CHECK: KEVIN

APPROVE: TONY

TITLE: 1.27 Box Header SMT Type Plastic High 5.4

MODEL CODE: BHLB-13M042XX-01G-540



誠州電子有限公司
Sincere State Electronics Co.,Ltd.

NO	DESCRIPTION	QTY

CUST. MODEL:	REF.
CUST. P/N	DWG FILE:

DESCRIPTION CONTROL			
REV.	DESC.	DATE	APP.

SPFCIFICATIONS

Current Rating:

1.0 Amp

Insulator Resistance:

1000 Megohms min.

Contact Resistance:

20 m ohms max.

Dielectric withstanding:

AC 500V/minute

Operating Temperature:

-40°C to +105°C

Contact Material:

Brass

Insulator Material:

High Temperature Thermoplastic

+Glass Fibre UL94V-0

Color: Black

Finish:

Gold, Tin or Duplex plated

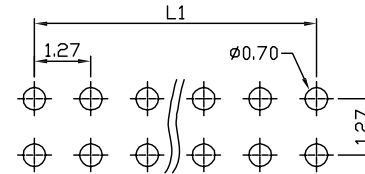
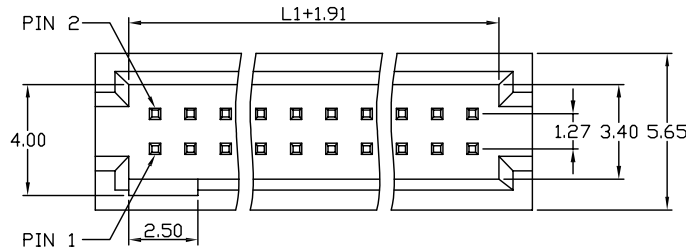
Standard: Gold flash all over

Duplex plating:

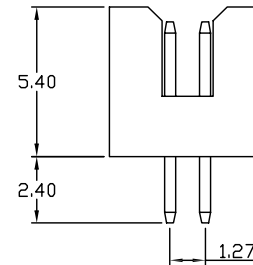
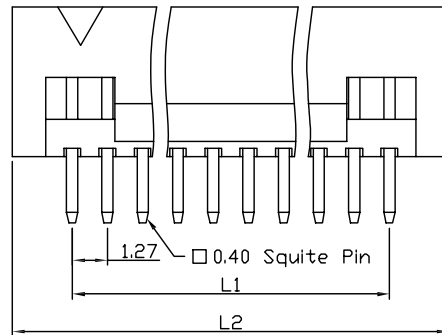
Gold plated on contact area

Tin on solder area

RoHS Compliance

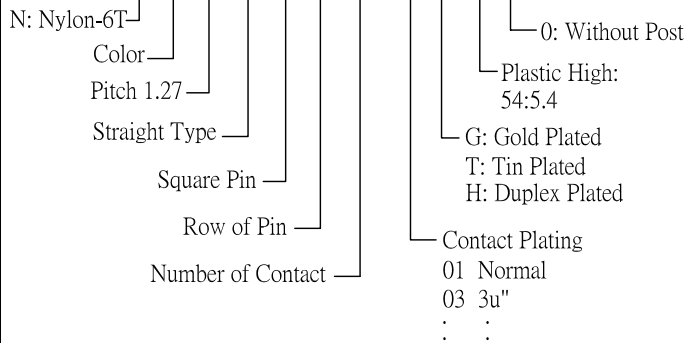


RECOMMENDED P.C.B LAYOUT



Cir-cuits	Dimension (mm)	
	L1	L2
2x5	5.08	9.41
2x6	6.35	10.68
2x7	7.62	11.95
2x8	8.89	13.22
2x9	10.16	14.49
2x10	11.43	15.76
2x11	12.70	17.03
2x12	13.97	18.30
2x13	15.24	19.57
2x14	16.51	20.84
2x15	17.78	22.11
2x16	19.05	23.38
2x17	20.32	24.65
2x18	21.59	25.92
2x19	22.86	27.19
2x20	24.13	28.46
2x21	25.40	29.73
2x22	26.67	31.00
2x23	27.94	32.27
2x24	29.21	33.54
2x25	30.48	34.81
2x26	31.75	36.08
2x27	33.02	37.35
2x28	34.29	38.62
2x29	35.56	39.89
2x30	36.83	41.16
2x31	38.10	42.43
2x32	39.37	43.70
2x33	40.64	44.97
2x34	41.91	46.24
2x35	43.18	47.51
2x36	44.45	48.78
2x37	45.72	50.05
2x38	46.99	51.32
2x39	48.26	52.59
2x40	49.53	53.86
2x41	50.80	55.13
2x42	52.07	56.40
2x43	53.34	57.67
2x44	54.61	58.94
2x45	55.88	60.21
2x46	57.15	61.48
2x47	58.42	62.75
2x48	59.69	64.02
2x49	60.96	65.29
2x50	62.23	66.56

BH N B-13 V 04 2 XX-01G-54 0



UNLESS OTHERWISE SPECIFIED SURFACE FINISH ALL OVER TOLERANCES mm

METRIC

.X = ±0.38
.XX = ±0.25

DRAW: CHUBBY
DATE: 01/10/07

CHECK: KEVIN
APPROVE: TONY

TITLE: 1.27 Box Header Straight Type Plastic High 5.4

MODEL CODE: BHNB-13V042XX-01G-540

誠州電子有限公司
Sincere State Electronics Co.,Ltd.

NO	DESCRIPTION	QTY