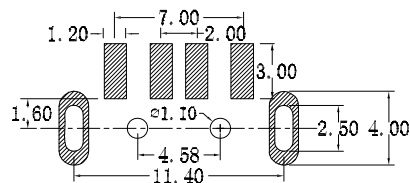


CUST. MODEL:	REF.
CUST. P/N	DWG FILE:

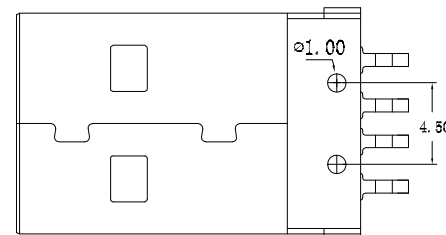
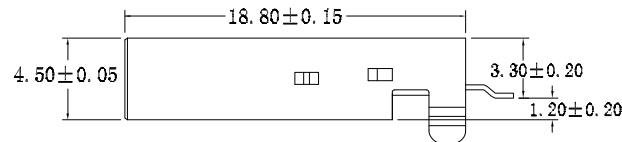
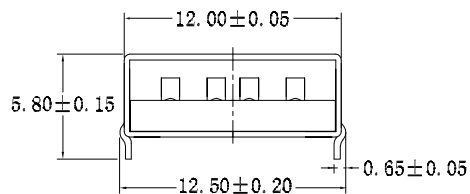
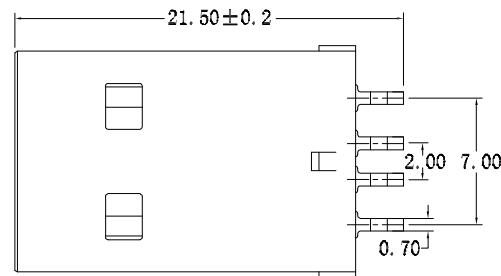
DESCRIPTION CONTROL			
REV.	DESC.	DATE	APP.

SPECIFICATIONS

Current Rating: 1.0A MAX
Voltage rating: 30V AC (rms)
Insulator Resistance:
1000 Megohms min.
Contact Resistance:
30 m ohms max.
Dielectric withstanding:
AC 500V/minute
Insulator:
High Temp. Plastic
LCP UL94V-0 Black
Contact: Copper Alloy
C2680 gold flash on contact
tin on tail
Shell: SPCC/STEEL Ni Plated
Mechanical:
Mating force: 35N Max.
Unmating force: 10N Min.



Recommended PCB Layout



U561□-□□□□□□□□

A: A Type
B: B Type
C: 1394

No. OF PINS:

S10: Single port 90°
S15: Single port 180°
S20: Dual port 90°
S30: SMT

Gold Thickness
00: None
03: 03u"
05: 05u"
10: 10u"

Plating Material
G: Full Gold Plated
T: Full Tin Plated
P: Gold Plated &
Tinned Tail

Insulator color
B: Black
W: white



UNLESS OTHERWISE SPECIFIED SURFACE FINISH ALL OVER TOLERANCES mm METRIC .X = ±0.20 .XX = ±0.15	DRAW: <i>Chubby</i>	DATE: 08/17/09	TITLE: USB A Type Male SMD Type
	CHECK: Kevin	APPROVE: <i>Tony</i>	MODEL CODE: U561A-04S30-XX

NO	DESCRIPTION	QTY
----	-------------	-----