

CUST. MODEL:	REF.
CUST. P/N	DWG FILE:

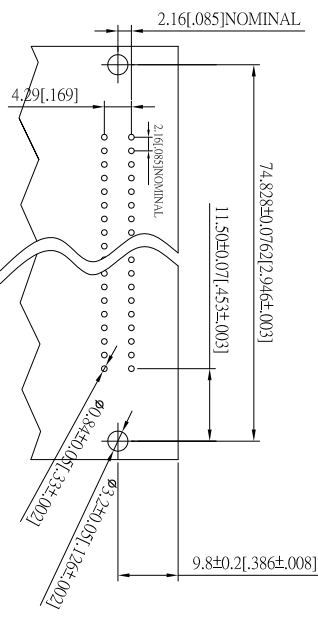
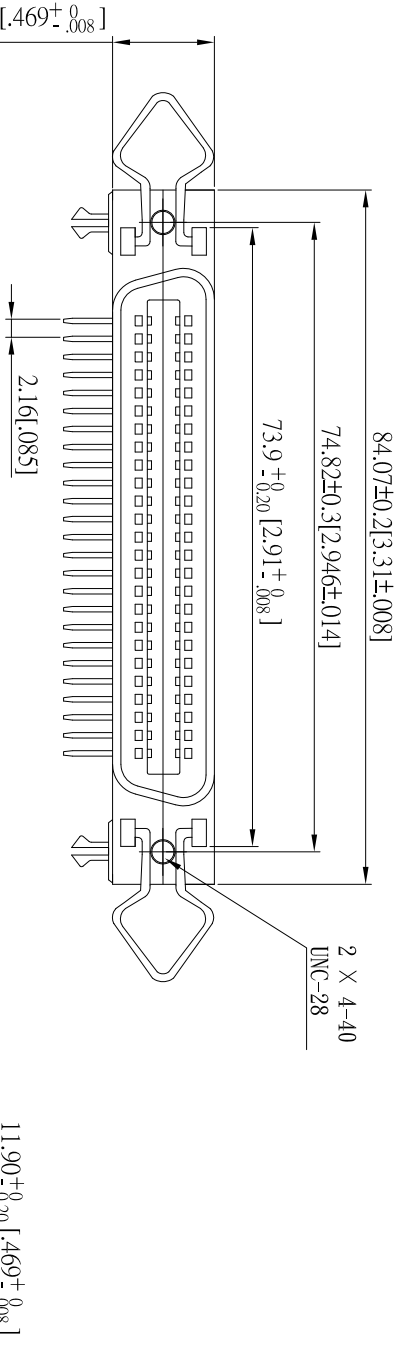
DESCRIPTION CONTROL		
REV.	DESC.	DATE
		APP.

# MATERIAL & FINISHES

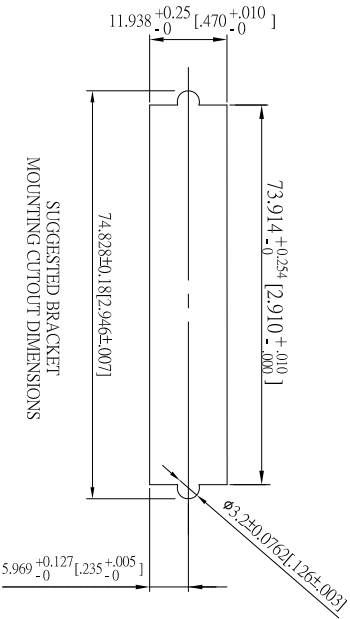
INSULATOR: P.B.T. +30%GLASS FIBER  
 UL 94V-0  
 CONTACT: PHOSPHOR BRONZE  
 SHELL FINISH: STEEL NICKEL PLATED  
 HOOD: STEEL  
 PLATING : CONTACT  
 1. GOLD FLASH (COMPLETED)  
 2. SELECTIVE GOLD OVER NICKEL PLATED  
 (CONTACT AREA) TIN OVER NICKEL PLATED (TAIL AREA)  
 SHELL  
 NICKEL OVER COPPER PLATED  
 HOOD  
 NICKEL OVER COPPER PLATED

# ELECTRICAL CHARACTERISTICS

RATING CURRENT : 5 AMP  
 CONTACT RESISTANCE : < 25 MILLIOHM  
 INSULATION RESISTANCE : > 1000 MEGOHM AT 500V  
 DIELECTRIC VOLTAGE : 1000V AT 1 MINUTE  
 OPERATION TEMPERATURE : -55° C TO +105° C  
 APPLIED TO WAVE SOLDER CAPABLE TO 240 C



RECOMMENDED P.C.B LAYOUT (TOP VIEW)  
 TOLERANCES: ±0.10mm



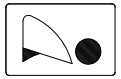
SUGGESTED BRACKET  
 MOUNTING CUTOUT DIMENSIONS

NO	DESCRIPTION	QTY
----	-------------	-----

UNLESS OTHERWISE  
 SPECIFIED SURFACE  
 FINISH ALL OVER  
 TOLERANCES mm  
 METRIC  
 X. = ±0.5  
 .X = ±0.3  
 .XX = ±0.2

DRAW:	DATE:
CHUBBY	01/15/07
CHECK:	APPROVE:
KEVIN	TWY

TITLE: CENTRONIC 50P PCB RIGHT ANGLE FEMALE  
 SLIM CONNECTOR  
 MODEL CODE: DS110-XXXX



誠州電子有限公司  
 Sincere State Electronics Co., Ltd.